


CONTAMINATED AIR... IT'S EFFECT

Dust aggravates breathing problems, causes burning eyes and itching skin, and makes allergy problems worse. **Health agencies, doctors, and scientific researchers** claim that airborne dust may be one of the worst causes of health-related problems. **Did you know that common house dust is more dangerous than outdoor dust?** It has bacteria, pollen, dust-mites, viruses, textile fibers, residue from chemicals, and many other contaminants.

A duct **before** cleaning.



A duct **after** cleaning.




In addition to health problems, **contaminated air cost you money.** Dirty air soils wall coverings, carpets, upholstery and clothing.

INDOOR AIR QUALITY AND YOUR HEALTH...

Billions of dollars are spent each year to treat the symptoms of contaminated air.

Instead of merely addressing the symptoms, you can deal with the cause by decontaminating air in your home.



Today, our homes and work places are airtight and energy-efficient. This means that they trap pollutants and contaminants inside, which lowers the quality of the air we breathe. The American Lung Association estimates that we spend 90 % of our time indoors. Indoor air can be 70 to 100 times more polluted than outdoor air, so it is easy to see how your home or your work place could be harmful to your health.



THE SOLUTION TO CONTAMINATED INDOOR AIR...

Homes and offices have contaminated air that is circulated through the central heating and air-conditioning systems (HVAC). Even frequent filter changes can not stop this contamination. Disposable filters have an air-resistance of 15 %, this is letting 85 % of the pollutants through the filter and into the air ducts.

Contamination builds-up over time in your system. The build-up will reduce the efficiency of your air system, shorten its operating life and continue to circulate the contaminants into your home.

The solution is a thorough air system decontamination performed by a qualified technician. There are several steps to air duct decontamination, the first being debris removal. Your system requires additional steps for a full decontamination. This would include cleaning the air handler and applying sanitizers into the duct system. The technician can explain the different steps and advise what your home needs.

To protect your freshly cleaned air system, ask your technician about a high-efficiency, permanent, electrostatic air filter.



*FOUR QUIK AND EASY STEPS TO
PROPERLY CLEAN YOUR AIR SYSTEM
(STEP 1 & 2)*

The series of steps and pictures is designed to give a general overview of the major steps required to clean and decontaminate a residential furnace/air conditioner and its associated duct system.
STEP 1



- The system will be tested for proper operation, then the power will be disconnected for safety purposes.
- The interior of the furnace/air conditioner will be vacuumed.
- The cooling coils will be cleaned with HEPA vacuum and coil cleaner.
- The blower unit will be cleaned.
- An auto-mist fogger will be used to decontaminate the interior surface with Sporicidin, an EPA registered biocide.

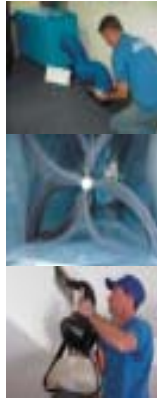
STEP 2

- The wall, ceiling and floor registers will be removed.
- Registers will be washed with Dynamite cleaner & rinsed.
- The supply duct openings will be blocked with foam register plugs.
- The filter will be placed in a plastic bag and installed in the return to block the airflow.



*FOUR QUIK AND EASY STEPS TO
PROPERLY CLEAN YOUR AIR SYSTEM
(STEP 3 & 4)*

STEP 3



- A negative air machine will be attached to the system, either at a duct opening or the furnace plenum with an adapter plot.
- A power brush will aggressively remove duct debris or an air-powered tool can be used to remove duct debris more gently.
- Ducts will be decontaminated with Sporicidin, Soot Set sealant and an Odor Killer Deodorizer.

STEP 4

- The bagged filter from the return should be replaced with an electrostatic air filter.
- The foam plugs will be removed and the registers will be reinstalled.
- Solid Odor Killer should be placed in the return to control odors for up to 3 months.



If this steps are followed, the entire duct system and furnace/air conditioner will be cleaned and decontaminated. The power to the system will be reconnected, and system will be tested to verify that everything is working properly.



WIZ TEAM, INC.

6606 W. Matanuska Trail
McHenry, Illinois 60050

1 - 877 - 349 - 8326

WWW.WIZCLEAN.COM

CLEAN AIR

**INDOOR AIR
QUALITY PROBLEM?**

**YOU CAN SEE
THE DIFFERENCE
OUR SERVICE
PROVIDES**



CALL TODAY:

1 - 877 - 349 - 8326

